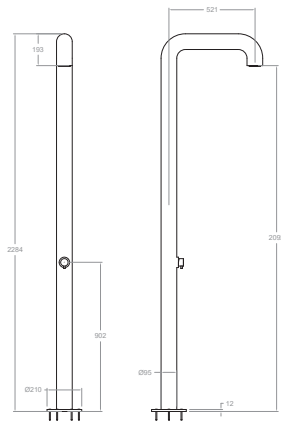


Hidroterapia

Hydrotherapy





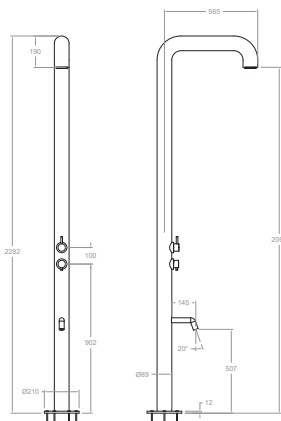


COLEX1
99Z309567

Columna de ducha monomando exterior de 1 vía para piscina.
Outdoor 1-way single-lever shower column for swimming pool.



Disponible en Julio
Available in July

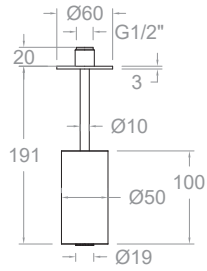


COLEX2
99Z309569

Columna de ducha monomando exterior de 2 vías para piscina.
Outdoor 2-way single-lever shower column for swimming pool.



Disponible en Julio
Available in July



BV10RT100

99H309301
BV10+RT100

BV10RT100NM

99H309302
BV10NM+RT100NM

BV10RT100OC

99H309303
BVK15020C+RK3000C

BV10RT100CUC

99H309304
BV10CUC+RT100CUC

N



N



N

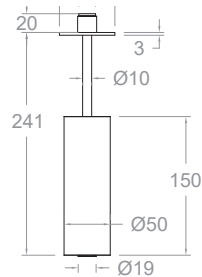


N



Conjunto de brazo de techo con rociador cilíndrico de 100 mm.
Set of ceiling arm with cylindrical 100 mm showerhead.

Disponible en Julio
Available in July



BV10RT150

99H309305
BV10+RT150

BV10RT150NM

99H309306
BV10NM+RT150NM

BV10RT150OC

99H309307
BV10OC+RT150OC

BV10RT150CUC

99H309308
BV10CUC+RT150CUC

N



N



N

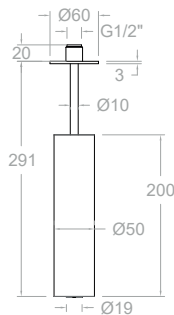


N



Conjunto de brazo de techo con rociador cilíndrico de 150 mm.
Set of ceiling arm with cylindrical 150 mm showerhead.

Disponible en Julio
Available in July



BV10RT200

99H309309
BV10+RT200

BV10RT200NM

99H309310
BV10NM+RT200NM

BV10RT200OC

99H309311
BV10OC+RT200OC

BV10RT200CUC

99H309312
BV10CUC+RT200CUC

N



N



N



N

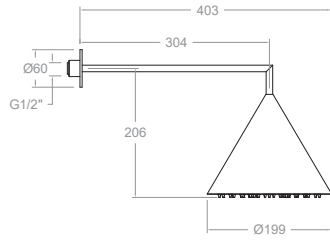


Conjunto de brazo de techo con rociador cilíndrico de 200 mm.
Set of ceiling arm with cylindrical 200 mm showerhead.

Disponible en Julio
Available in July







RCON300

99Z309211

RCON300NM

99Z309213


RCON300OC

99Z309214

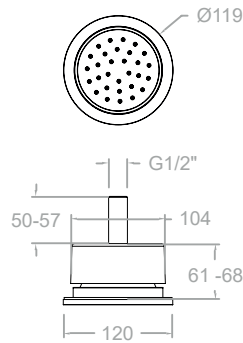
RCON300CUC

99Z309215

Conjunto de brazo de pared con rociador cónico de Ø200mm.
Set of wall arm with conical Ø200mm showerhead.



Disponible en Julio
Available in July



987202

99Z309019

987202NM

99Z309140

987202OC

99Z309142

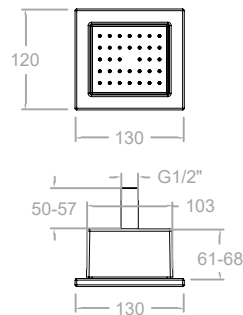
987202CUC

99Z309143

Ducha lateral cilíndrica
Round side jet.



Disponible en Julio
Available in July



477202

99Z309018

477202NM

99Z309137

477202OC

99Z309138

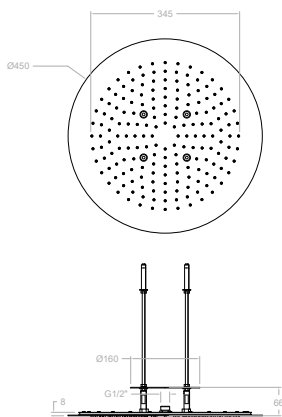
477202CUC

99Z309139

Ducha lateral cuadrada.
Square side jet.



Disponible en Julio
Available in July




RE1450
99Z309550

RE1450NM
99Z309551

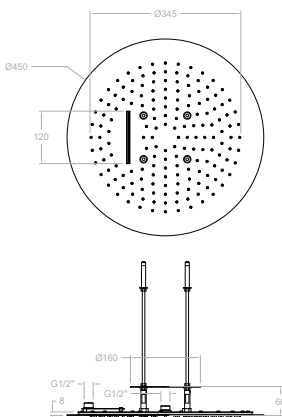
RE1450OC
99Z309552

RE1450CUC
99Z309553

Rociador empotrado redondo de Ø450mm.
Recessed round Ø450mm showerhead.



Disponible en Septiembre
Available in September




RE2450
99Z309554

RE2450NM
99Z309555

RE2450OC
99Z309556

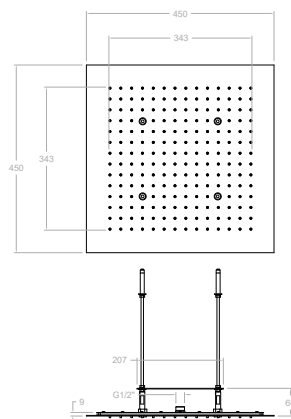
RE2450CUC
99Z309557

Rociador empotrado redondo con cascada de Ø450mm.
Recessed round with Ø450mm waterfall.



Disponible en Septiembre
Available in September






RE1K450
99Z309558

RE1K450NM
99Z309559

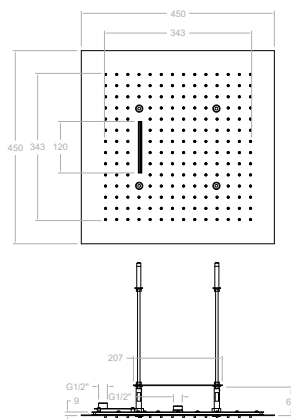
RE1K450OC
99Z309560

RE1K450CUC
99Z309561

Rociador empotrado cuadrado de 450mm.
Square recessed 450mm showerhead.



Disponible en Septiembre
Available in September




RE2K450
99Z309563

RE2K450NM
99Z309564

RE2K450OC
99Z309565

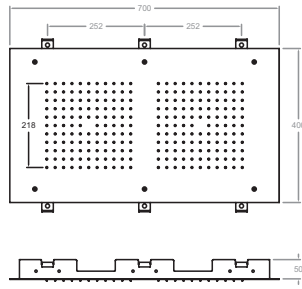
RE2K450CUC
99Z309566

Rociador empotrado cuadrado con cascada de Ø450mm.
Square recessed with Ø450mm waterfall.



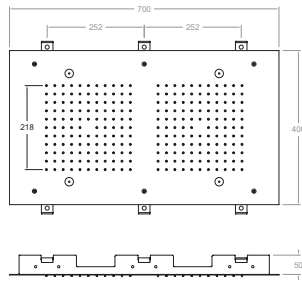
Disponible en Septiembre
Available in September





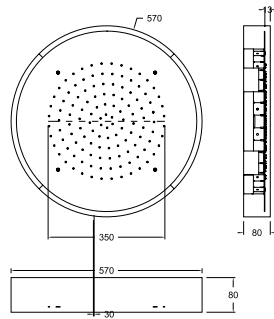
RERK
99Z300717

Rociador empotrado rectangular de 700mm.
Rectangular recessed of 700mm.



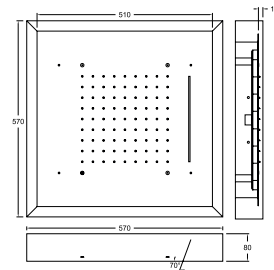

RELNRK
99Z300718

Rociador empotrado rectangular con efecto lluvia y nebulizador.
Rectangular recessed with rain and nebulizer.



RELED570
99Z302619

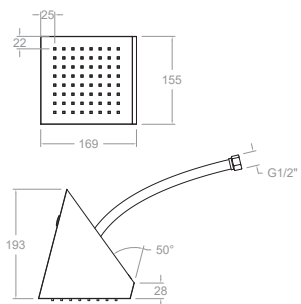
Rociador empotrado redondo con efecto lluvia y cromoterapia Ø570mm.
Recessed round with rain and chromotherapy Ø570mm.



REKLEDNC570
99Z302618

Rociador empotrado cuadrado con efecto lluvia, cromoterapia, cascada y nebulizador de 570mm.
Square recessed with rain, chromotherapy, waterfall, and nebulizer Ø570mm.





Disponible en Julio
Available in July

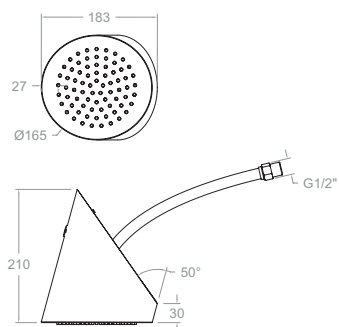

RIK02
99Z309173

RIK02NM
99Z309020

RIK02OC
99Z309177

RIK02CUC
99Z309179

Rociador de pared cuadrado.
Square wall showerhead.



Disponible en Julio
Available in July


RIR02
99Z309180

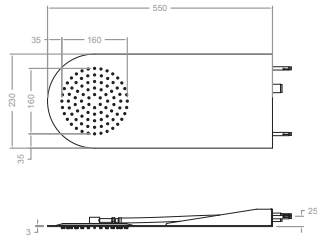
RIR02NM
99Z309181

RIR02OC
99Z309182

RIR02CUC
99Z309183

Rociador de pared cilíndrico.
Cylindrical wall showerhead.





Disponible en Julio
Available in July

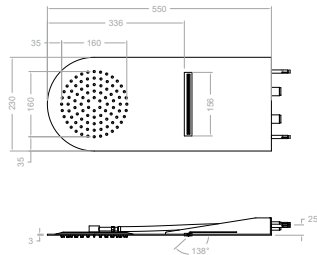

RR02
99Z309195

RR02NM
99Z309196

RR02OC
99Z309197

RR02CUC
99Z309198

Rociador de pared con efecto lluvia.
Wall showerhead with rain effect.



Disponible en Julio
Available in July

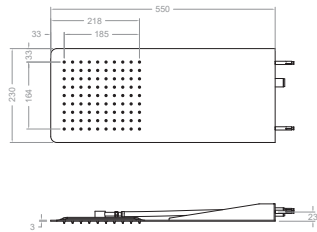

RCR02
99Z309191

RCR02NM
99Z309022

RCR02OC
99Z309192

RCR02CUC
99Z309194

Rociador de pared con efecto lluvia y cascada.
Wall showerhead with rain and waterfall effect.



Disponible en Julio
Available in July

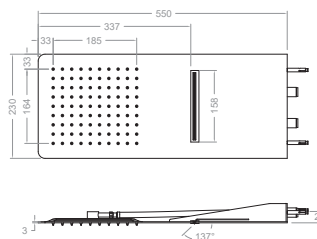

RRK02
99Z309187

RRK02NM
99Z309188

RRK02OC
99Z309189

RRK02CUC
99Z309190

Rociador de pared con efecto lluvia.
Wall showerhead with rain effect.



Disponible en Julio
Available in July


RCRK02
99Z309184

RCRK02NM
99Z309023

RCRK02OC
99Z309185

RCRK02CUC
99Z309186

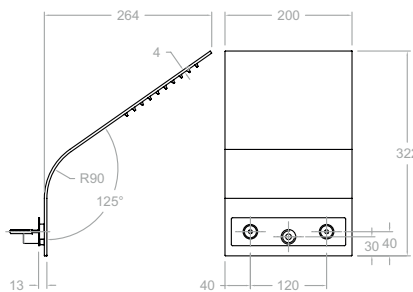

Rociador de pared con efecto lluvia y cascada.
Wall showerhead with rain and waterfall effect.








PREMIOS
NAN



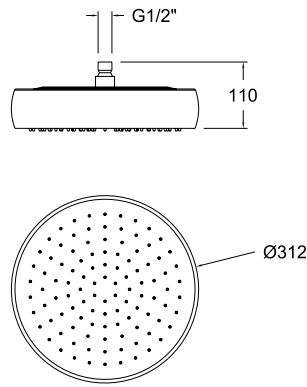
RIKS
99Z300707

RIKSNM
99Z309021

Rociador de pared inclinado.
Inclined wall showerhead.



Disponible en Julio
Available in July



RMVOL
99Z302616

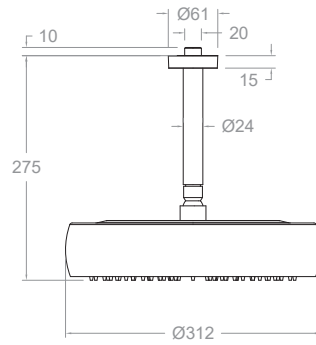

RMVOLNM
99Z305271

RMVOLNC
99Z305270

RMVOLOC
99Z305272

RMVOLCUC
99Z309106

Rociador redondo volumetrico Ø312mm.
Volumetric round Ø312mm showerhead.



BV02RMVOL
99H309313
BV1502+RMVOL


BV02RMVOLNM
99H309314
BV1502NM+RMVOLNM

BVRMVOLNC
99H305053
BV15NC+RMVOLNC

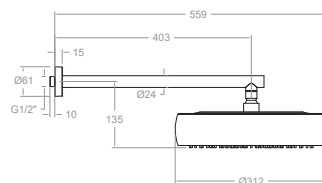
BV02RMVOLOC
99H309316
BV1502OC+RMVOLOC

BV02RMVOLCUC
99H309317
BV1502CUC+RMVOLCUC

Conjunto de brazo de techo con rociador redondo de Ø300mm.
Set of ceiling arm with round Ø300mm showerhead.



Disponible en Julio
Available in July



BH02RMVOL
99H309318
B400+RMVOL


BH02RMVOLNM
99H309319
B400NM+RMVOLNM

BHRMVOLNC
99H305284
B350NC+RMVOLNC

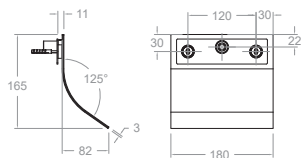

BH02RMVOLOC
99H309320
B400OC+RMVOLOC

BH02RMVOLCUC
99H309322
B400CUC+RMVOLCUC

Conjunto de brazo de pared con rociador redondo de Ø300mm.
Set of wall arm with round Ø300mm showerhead.



Disponible en Julio
Available in July




16902
99Z309101

16902NM
99Z309102

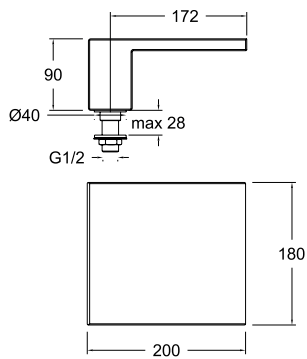

16902OC
99Z309104

16902CUC
99Z309105

Caño de cascada para lavabo empotrado.
Waterfall wall mounted basin.




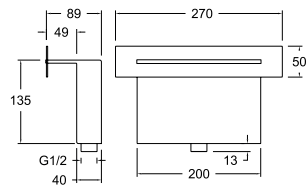
Disponible en Julio
Available in July



CR01
99Z302617

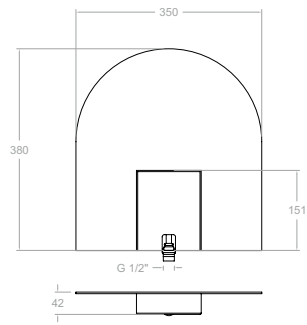
Caño cuadrado cascada repisa bañera.
Square spout waterfall mounted bathtub.





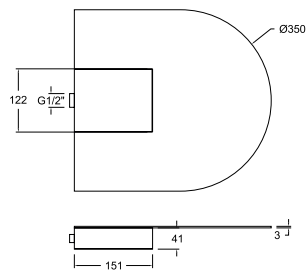
RCE02
99Z300701

Rociador de cascada empotrado.
Recessed waterfall showerhead.



RC
99Z300698

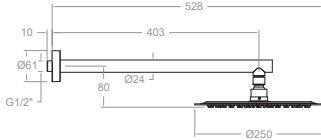
Rociador de pared con cascada.
Wall showerhead with waterfall.



RCEXT
99Z303345

Rociador de pared con cascada para exterior.
Wall showerhead with exterior waterfall.





BH02RM250

99H309257
B400-RM250



BH02RM250NM

99H309262
B400NM-RM250NM



BH02RM250OC

99H309263
B400OC-RM250OC



Conjunto de brazo de pared con rociador redondo de Ø250mm.
Set of wall arm with round Ø250mm showerhead.

BH02RM300

99H309256
B400-RM300



BH02RM300NM

99H309275
B400NM-RM300NM



BH02RM300OC

99H309272
B400OC-RM300OC



BH02RM300CUC

99H309464
B400CUC-RM300CUC



Conjunto de brazo de pared con rociador redondo de Ø300mm.
Set of wall arm with round Ø300mm showerhead.



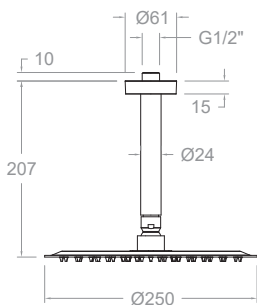
BH02RM400

99H309258
B400-RM400



Conjunto de brazo de pared con rociador redondo de Ø400mm.
Set of wall arm with round Ø400mm showerhead.

Disponible en Julio
Available in July



BV02RM250

99H309279
BV1502-RM250



BV02RM250NM

99H309284
BV1502NM-RM250NM



BV02RM250OC

99H309286
BV1502OC-RM250OC



Conjunto de brazo de techo con rociador redondo de Ø250mm.
Set of ceiling arm with round Ø250mm showerhead.

BV02RM300

99H309281
BV1502-RM300



BV02RM300NM

99H309287
BV1502NM-RM300NM



BV02RM300OC

99H309288
BV1502OC-RM300OC



Conjunto de brazo de techo con rociador redondo de Ø300mm.
Set of ceiling arm with round Ø300mm showerhead.



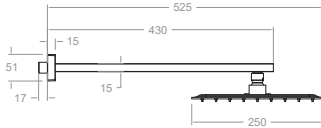
BV02RM400

99H309280
BV1502-RM400



Conjunto de brazo de techo con rociador redondo de Ø400mm.
Set of ceiling arm with round Ø400mm showerhead.

Disponible en Julio
Available in July



BH02RK250

99H309261
BK400+RK250

BH02RK250NM

99H309267
BK400NM+RK250NM

BH02RK250OC

99H309268
BK400OC+RK250OC

Conjunto de brazo de pared con rociador cuadrado de 250mm.
Set of wall arm with square 250mm showerhead.

N



N



N



BH02RK300

99H309253
BK400+RK300N

BH02RK300NM

99H309269
BK400NM+RK300NM

BH02RK300OC

99H309271
BK400OC+RK300OC

BH02RK300GR

99H309695
BK400GR+RK300GR

Conjunto de brazo de pared con rociador cuadrado de 400mm.
Set of wall arm with square 400mm showerhead.

N



N



N



N



BH02RK400

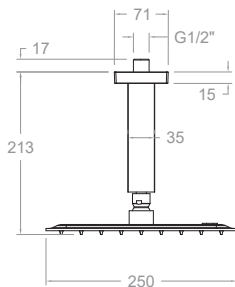
99H309254
BK400+RK400

Conjunto de brazo de pared con rociador cuadrado de 400mm.
Set of wall arm with square 400mm showerhead.

N



Disponible en Julio
Available in July



BVK02RK250

99H309296
BVK1502+RK250

BVK02RK250NM

99H309291
BVK1502NM+RK250NM

BVK02RK250OC

99H309292
BVK1502OC+RK250OC

Conjunto de brazo de techo con rociador cilíndrico de Ø250mm.
Set of ceiling arm with cylindrical Ø250mm showerhead.

N



N



N



BVK02RK300

99H309297
BVK1502+RK300N

BVK02RK300NM

99H309294
BVK1502NM+RK300NM

BVK02RK300OC

99H309295
BVK1502OC+RK300OC

Conjunto de brazo de techo con rociador cilíndrico de Ø300mm.
Set of ceiling arm with cylindrical Ø300mm showerhead.

N



N



N



BVK02RK400

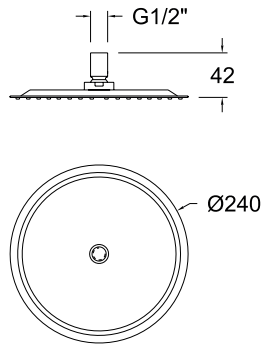
99H309298
BVK1502+RK400

Conjunto de brazo de techo con rociador cilíndrico de Ø400mm.
Set of ceiling arm with cylindrical Ø400mm showerhead.

N



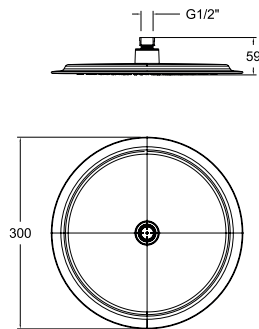
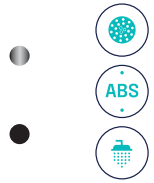
Disponible en Julio
Available in July



RP240
251322

RP240NM
99Z303680

Rociador redondo de Ø240mm.
Round Ø240mm showerhead.



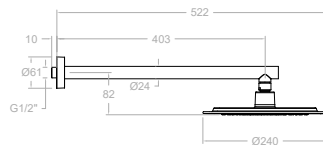
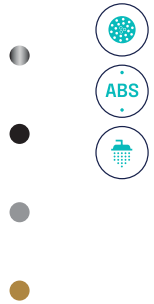
RP300
99Z303028

RP300NM
99Z303508

RP300NC
99Z307356

RP300OC
99Z307355


Rociador redondo de Ø300mm.
Round Ø300mm showerhead.



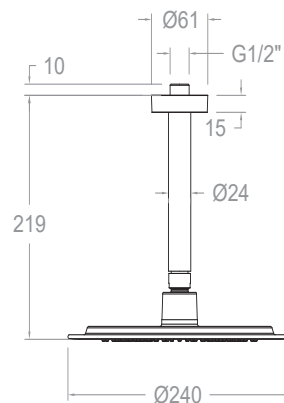
BH02RP240
99H309259
B400+RP240

BH02RP240NM
99H309277
B400NM+RP240NM

Conjunto de brazo de pared con rociador redondo de Ø240mm.
Set of wall arm with round Ø240mm showerhead.




Disponible en Julio
Available in July

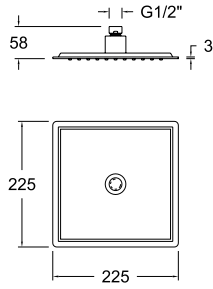



BV02RP240
99H309282
BV1502+RP240

Conjunto de brazo de techo con rociador redondo de Ø240mm.
Set of ceiling arm with round Ø240mm showerhead.



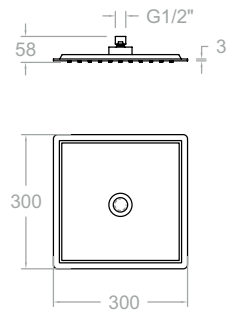

Disponible en Julio
Available in July



RPK225
255570

RPK225NM
99Z305097

Rociador cuadrado de 225mm.
Square 225mm showerhead.



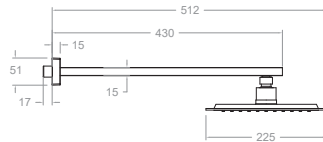
RPK300
99Z307373

RPK300NM
99Z307374

RPK300NC
99Z307377

RPK300OC
99Z307376

Rociador cuadrado de 300mm.
Square 300mm showerhead.



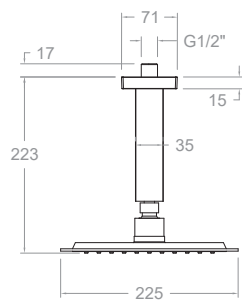
BH02RPK225
99H309260
BK400+RPK225

BH02RPK225NM
99H309276
BK400NM+RPK225NM

Conjunto de brazo de pared con rociador redondo de Ø225mm.
Set of wall arm with round Ø225mm showerhead.



Disponible en Julio
Available in July



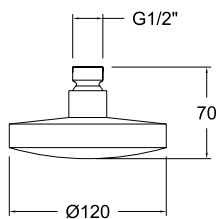
BVK02RPK225
99H309299
BVK1502+RPK225

BVK02RPK225NM
99H309300
BVK1502NM+RPK225NM

Conjunto de brazo de techo con rociador cilíndrico de Ø225mm.
Set of ceiling arm with cylindrical Ø225mm showerhead.

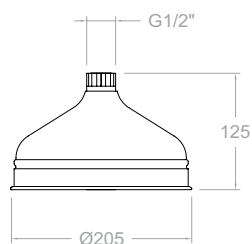


Disponible en Julio
Available in July



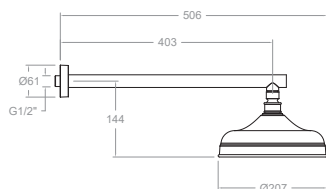
RP120
242070

Rociador redondo de Ø120mm.
Round Ø120mm showerhead.



RG200
194352

Rociador redondo de Ø205mm.
Round Ø205mm showerhead.

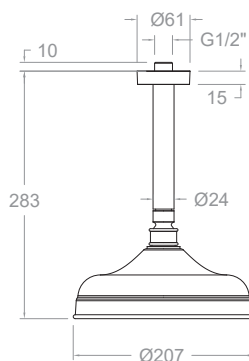


BH02RG200
99H309252
B400+RG200

Conjunto de brazo de pared con rociador redondo de Ø200 mm.
Set of wall arm with round Ø200mm showerhead.



Disponible en Julio
Available in July



BV02RG200
99H309278
BV1502+RG200

Conjunto de brazo de techo con rociador redondo de Ø200 mm.
Set of ceiling arm with round Ø200mm showerhead.

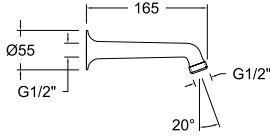


Disponible en Julio
Available in July



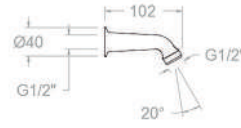
720
156146

Brazo de ducha tubular para pared de 165 mm.
Shower arm 165 mm.



710
500684

Brazo de ducha tubular para pared de 102 mm.
Shower arm 100 mm.



B400
99Z309001

B400NM
99Z309002

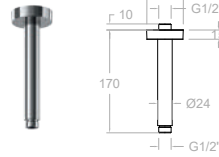
B400OC
99Z309003

B400CUC
99Z309005

Brazo de ducha para pared redondo de 400 mm.
Round wall shower arm 400 mm.



Disponible en Julio
Available in July



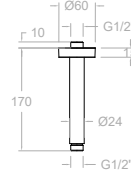
BV1502
99Z308992

BV1502NM
99Z308994

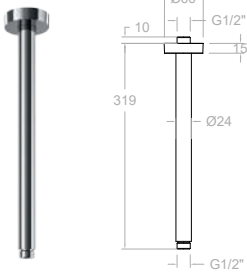
BV1502OC
99Z308993

BV1502CUC
99Z308996

Brazo de ducha para techo redondo de 150 mm.
Round ceiling shower arm 150 mm.



Disponible en Julio
Available in July



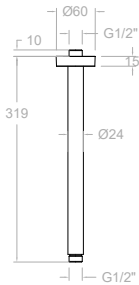
BV300
99Z308997

BV300NM
99Z308999

BV300OC
99Z308998

BV300CUC
99Z309000

Brazo de ducha para techo redondo de 300 mm.
Round ceiling shower arm 300 mm.



Disponible en Julio
Available in July



BK400
99Z309014

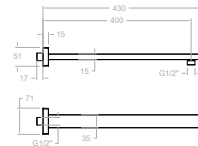
BK400NM
99Z309015

BK400OC
99Z309016

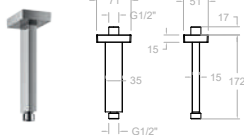
BK400CUC
99Z309017

BK400GR
99Z309692

Brazo de ducha para pared cuadrado de 400 mm.
Wall shower square arm 400 mm.



Disponible en Julio
Available in July



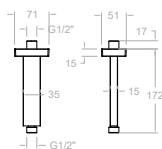
BVK1502
99Z309006

BVK1502NM
99Z309008

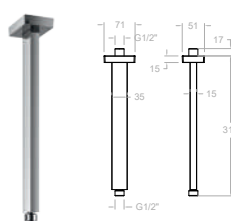
BVK1502OC
99Z309007

BVK1502CUC
99Z309009

Brazo de ducha para techo cuadrado de 165 mm.
Square ceiling shower arm 150 mm.



Disponible en Julio
Available in July



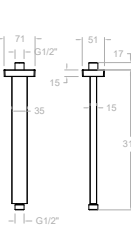
BVK300
99Z309010

BVK300NM
99Z309012

BVK300OC
99Z309011

BVK300CUC
99Z309013

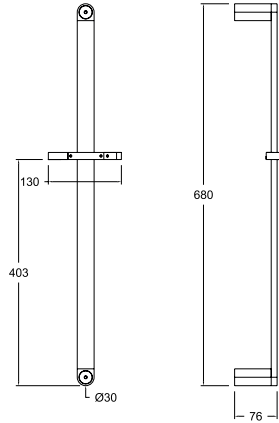
Brazo de ducha para techo cuadrado de 300 mm.
Square ceiling shower arm 300 mm.



Disponible en Julio
Available in July

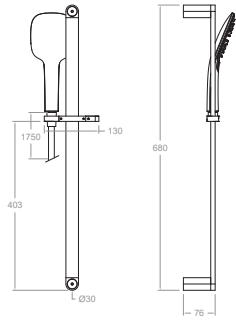


Alexia



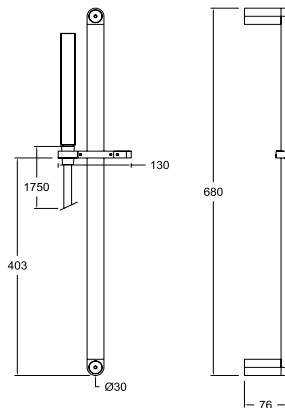
- 776001S**
99Z302193
- 776001SNM**
99Z302158
- 776001SNC**
99Z303565
- 776001SOC**
99Z303547

Barra de ducha semi redonda 70 cm sin accesorios.
Semi round shower bar 70 cm without accessories.



- 776001Q3**
99H309240
776001S+4914Q3+2472C
- 776001Q3NM**
99H309241
776001SNM+4914Q3NM+2475CNM
- 776001Q3NC**
99H309243
776001SNC+4914Q3NC+2475CNC
- 776001Q3OC**
99H309242
776001SOC+4914Q3+2475COC

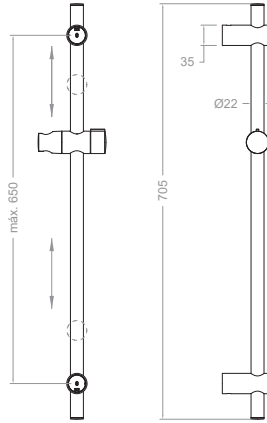
Barra de ducha semi redonda con accesorios.
Semi round shower bar with accessories.



- 776001MO**
99H304971
776001S+3713M+2471C
- 776001DNM**
99H304968
776001SNM+3714NM+2475CNM
- 776001DNC**
99H304969
776001SNC+3714NC+2475CNC
- 776001DOC**
99H304970
776001SOC+3714OC+2475COC

Barra de ducha semi redonda con accesorios.
Semi round shower bar with accessories.

Universal Plus



377303S
99Z309145


377303SNM
99Z309062

377303SNC
99Z309024

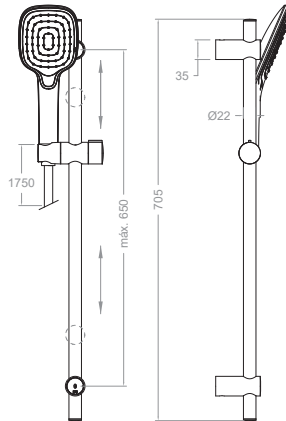
377303SOC
99Z309146

377303SCUC
99Z309147

Barra de ducha con ambos soportes de fijación a pared adaptables sin accesorios.
Shower bar with both wall brackets adaptable without accessories.



Disponible en Julio
Available in July



377303Q3
99H309227


377303Q3NM
99H309228

377303Q3NC
99H309232

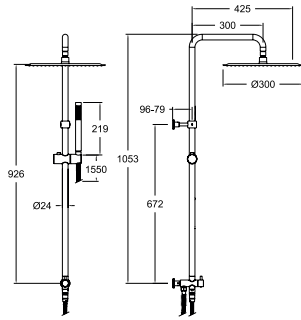
377303Q3OC
99H309230

377303Q3CUC
99H309231

Barra de ducha con ambos soportes de fijación a pared adaptables con accesorios Q3.
Shower bar with both wall brackets adaptable with Q3 accessories.



Disponible en Julio
Available in July



T20002RM300

99H302793

T100D+RD04M+IDP16+SFT24IDP16+RM300+3713M+1122CHP+1128C ●

Barra de ducha adaptable con teleducha, flexo y rociador de metal Ø300mm.

Adaptable shower with spray shower.

T20002RM250

99H302792

T100D+RD04M+IDP16+SFT24IDP16+RM250+3713M+1122CHP+1128C ●

Barra de ducha adaptable con teleducha, flexo y rociador de metal Ø250mm.

Adaptable shower with spray shower.

T20002RP240

99H302791

T100D+RD04M+IDP16+SFT24IDP16+RP240+3520T1+1122CHP+1128C ●

Barra de ducha adaptable con teleducha, flexo y rociador ABS Ø240mm.

Adaptable shower bar with hand shower, hose and ABS shower head Ø240mm.

T20002RPK225

99H302794

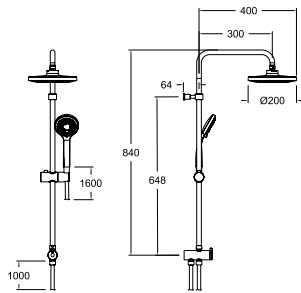
T100D+RD04M+IDP16+SFT24IDP16+RPK225+4716PR+1122CHP+1128C ●

Barra de ducha adaptable con teleducha, flexo y rociador ABS cuadrado de 225mm.

Adaptable shower bar with hand shower, hose and 225mm square ABS shower head.



Hidroterapia
Hydrotherapy



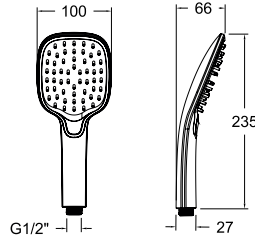
T20003RP200

99H303260

T200D+IDP1/2P+RP200+2876BT+245002C+1122CHP ●

Barra de ducha adaptable con teleducha, flexo y rociador ABS de Ø200mm.

Adaptable shower bar with hand shower, hose and ABS shower head Ø200mm.



4914Q3

99Z306272

4914Q3NM

99Z306274

4914Q3NC

99Z307382

4914Q3OC

99Z306276

4914Q3CUC

99Z309233

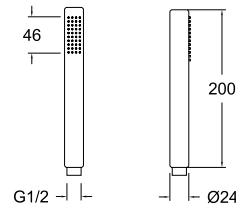
4914Q3GR

99Z309091



N

Ducha de mano ABS de 3 funciones.
ABS hand shower with 3 functions.



3713M

255597

3714NM

99Z302151

3714NC

99Z302329

3714OC

99Z302152

3714CUC

99Z307560

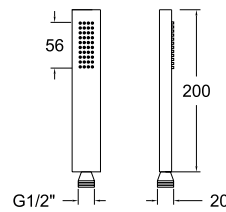

3714GR

99Z309089



N

Ducha de mano de latón con 1
función.
Brass hand shower with 1 function.



4716MR

4716MRNM

99Z305012

4716MRNC

99Z304946

4716MROC

99Z304947

4716MRGR

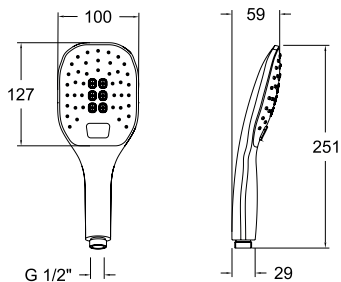
99Z309675



N

Ducha de mano de latón con 1
función.
Brass hand shower with 1 function.





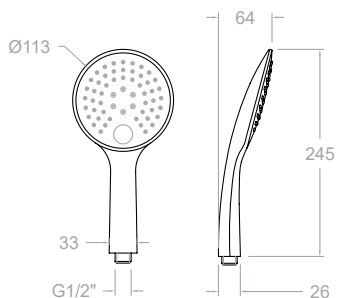
4913K3
99Z302621

Ducha de mano de ABS con 3 funciones.
ABS hand shower with 3 functions.



2877TR
99Z300776

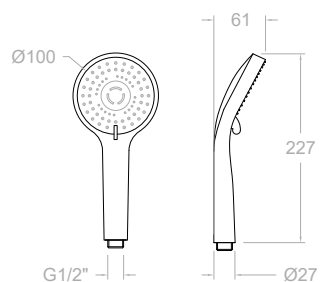
Ducha de mano de ABS con 3 funciones.
ABS hand shower with 3 functions.



2876BT
261595

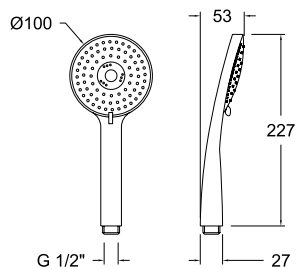
2876BTNM
99Z303717

Ducha de mano de ABS con 3 funciones.
ABS hand shower with 3 functions.



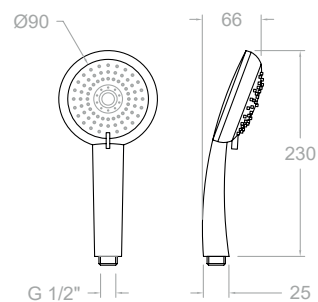
5840T3
261594

Ducha de mano de ABS con 3 funciones.
ABS hand shower with 3 functions.



5811AS
261592

Ducha de mano de ABS con 3 funciones.
ABS hand shower with 3 functions.

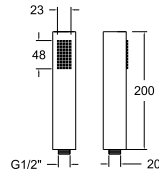




4716PR
99Z305013

4716PRNM
99Z304945

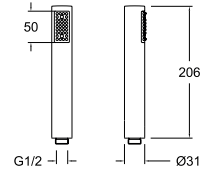
Ducha de mano de ABS con 1 función.
ABS hand shower with 1 function.



3713P
196674

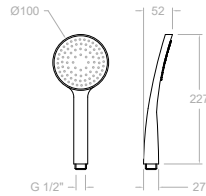
3713PNM
99Z304939

Ducha de mano de ABS con 1 función.
ABS hand shower with 1 function.



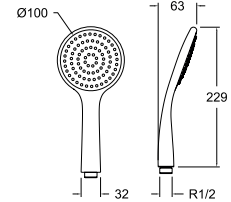
3520T1
261593

Ducha de mano de ABS con 1 función.
ABS hand shower with 1 function.



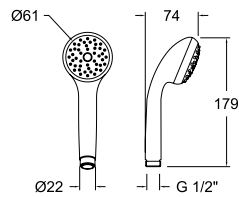
3521NL
241377

Ducha de mano de ABS con 1 función.
ABS hand shower with 1 function.



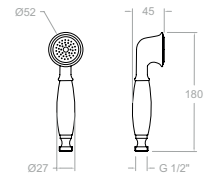
351502
99Z305273

Ducha de mano de ABS con 1 función.
ABS hand shower with 1 function.



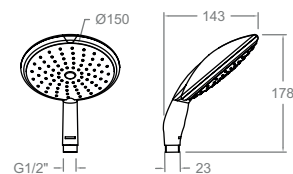
1224
179232

Ducha de mano de ABS con 1 función.
ABS hand shower with 1 function.



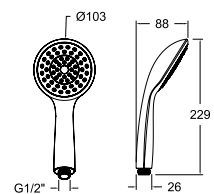
3518
229722

Ducha de mano de ABS con 1 función.
ABS hand shower with 1 function.



3524D1
99Z306239

Ducha de mano de ABS con 1 función.
ABS hand shower with 1 function.





3726M
261799



372602NM
99Z302672



372602NC
99Z302671



372602OC
99Z302673



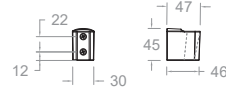
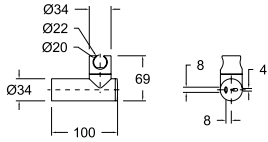
372602CUC
99Z307677



372602GR
99Z309088



Soporte metálico de pared para ducha.
Metal shower wall support.



4727
99Z309456



4727NM
99Z309458



4727NC
99Z309460



4727OC
99Z309459



4727CUC
99Z309461



Soporte de ABS de pared para ducha.
ABS shower wall support.



4726M
261800



472602NM
99Z302581



472602NC
99Z304949



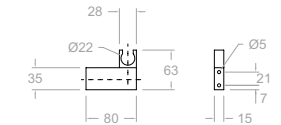
472602OC
99Z304950



472602GR
99Z309673



Soporte metálico de pared para ducha.
Metal shower wall support.



354802
99Z302082



354802NM
99Z309136



354802NC
99Z309025



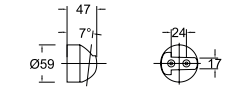
354802OC
99Z309026



354802CUC
99Z309027



Soporte de pared para ducha.
Shower support.



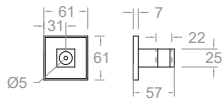
4741
300152



4741NM
99Z306003



Soporte metálico de pared para ducha.
Metal shower wall support.



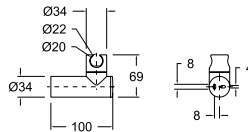
3726
196701



3726NM
99Z304940



Soporte ABS de pared para ducha.
ABS shower wall support.



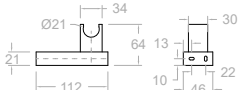
4726
212064



4726NM
99Z304948



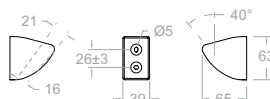
Metal shower wall support.
Soporte metálico de pared para ducha.

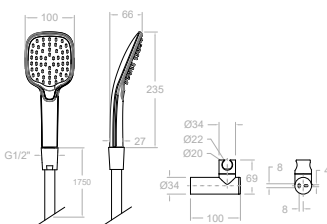


3544
99Z300793



Soporte ABS de pared para ducha.
ABS shower wall support.





655601Q3

99H306293

4914Q3-3726M-2471C



655601Q3NM

99H306294

4914Q3NM-372602NM-2475CNM



655601Q3OC

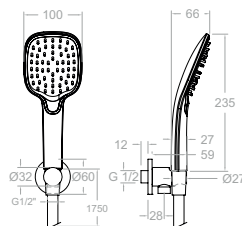
99H306296

4914Q3OC-372602OC-2475COC



Conjunto de ducha con ducha de mano, flexible para ducha, y soporte de pared.

Shower set with handshower, flexible connection and wall bracket.



3783Q3

99H308108

4914Q3-3796-2471C



3783Q3NM

99H308109

4914Q3NM-3796NM-2475CNM



3783Q3NC

99H308110

4914Q3NC-3796NC-2475CNC



3783Q3OC

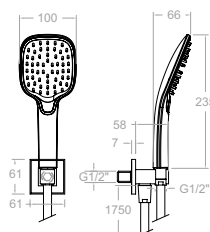
99H308111

4914Q3OC-3796OC-2475COC



Conjunto de ducha de pared con ducha de mano, flexible para ducha, codo con soporte y salida de agua.

Wall mounted shower set with hand shower, shower hose, elbow with bracket and water outlet.



4783Q3

99H308117

4914Q3-4796-2471C



4783Q3NM

99H308118

4914Q3NM-4798NM-2475CNM



4783Q3NC

99H308119

4914Q3NC-4798NC-2475CNC



4783Q3OC

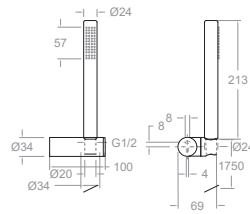
99H308120

4914Q3OC-4798OC-2475COC



Conjunto de ducha de pared con ducha de mano, flexible para ducha, codo con soporte y salida de agua.

Wall mounted shower set with hand shower, shower hose, elbow with bracket and water outlet.



3749MO

256344
3713M+3726M+2471C



3749DNM

99H304941
3714NM+372602NM+2475CNM



3749DNC

99H304942
3714NC+372602NC+2475CNC



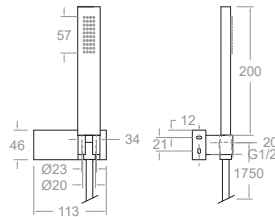
3749DOC

99H304943
3714OC+372602OC+2475COC



Conjunto de ducha con ducha de mano, flexible para ducha, y soporte de pared.

Shower set with handshower, flexible connection and wall bracket.



4749MR

99H305014
4716MR+4726M+2471C



4759MRNM

99H304951
4716MRNM+472602NM+2475CNM



4759MRNC

99H304952
4716MRNC+472602NC+2475CNC



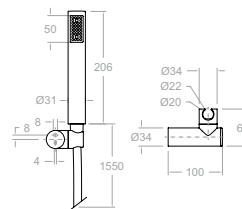
4759MROC

99H304956
4716MROC+472602OC+2475COC



Conjunto de ducha con ducha de mano, flexible para ducha, y soporte de pared.

Shower set with handshower, flexible connection and wall bracket.



3349D

218895
3713P+3726+1128C



3349PONM

99H304938
3713PNM+3726NM+2475CNM



Conjunto de ducha con ducha de mano, flexible para ducha, y soporte de pared.

Shower set with handshower, flexible connection and wall bracket.



4781PR

99H308116
4716PR+4796+2471C

Conjunto de ducha de pared con ducha de mano, flexible para ducha, codo con soporte y salida de agua.
Wall mounted shower set with hand shower, shower hose, elbow with bracket and water outlet.



4749PR

99H304957
4716PR+4726+1128C

4749PRNM

99H304958
4716PRNM+4726NM+2475CNM

Conjunto de ducha con ducha de mano, flexible para ducha, y soporte de pared.
Shower set with handshower, flexible connection and wall bracket.



4950K3

99H302624
4913K3+3726M+2472C

Conjunto de ducha con ducha de mano, flexible para ducha, y soporte de pared.
Shower set with handshower, flexible connection and wall bracket.



4949K1

99H302622
4912K1+3726M+2472C

Conjunto de ducha con ducha de mano, flexible para ducha, y soporte de pared.
Shower set with handshower, flexible connection and wall bracket.



5812T3

257460
5840T3+3726+1128C

Conjunto de ducha con ducha de mano, flexible para ducha, y soporte de pared.
Shower set with handshower, flexible connection and wall bracket.



3553T1

257451
3520T1+3726+1128C

Conjunto de ducha con ducha de mano, flexible para ducha, y soporte de pared.
Shower set with handshower, flexible connection and wall bracket.



5813TR

99H300777
2877TR+3726M+2472C

Conjunto de ducha con ducha de mano, flexible para ducha, y soporte de pared.
Shower set with handshower, flexible connection and wall bracket.



3551NL

241395
3521NL+3726+1128C

Conjunto de ducha con ducha de mano, flexible para ducha, y soporte de pared.
Shower set with handshower, flexible connection and wall bracket.



3558MS

229902
3518+3726+1128C

Conjunto de ducha con ducha de mano, flexible para ducha, y soporte de pared.
Shower set with handshower, flexible connection and wall bracket.



5849AS

241386
5811AS+3726+2471C

Conjunto de ducha con ducha de mano, flexible para ducha, y soporte de pared.
Shower set with handshower, flexible connection and wall bracket.



3792M
99H301349
3713M+3796+2471C



3792DNM
99H308112
3796NM+3714NM+2475CNM



3792DNC
99H308114
3796NC+3714NC+2475CNC



3792DOC
99H308115
3796OC+3714OC+2475COC



Conjunto de ducha de pared con ducha de mano, flexible para ducha, codo con soporte y salida de agua.
Wall mounted shower set with hand shower, shower hose, elbow with bracket and water outlet.



4792MR
99H309234
4716MR+4796+2471C



4792MRNM
99H302167
4714KNM+4798NM+2475CNM



4792MRNC
99H308121
4798NC+4716MRNC+2475CNC



4792MROC
99H308123
4798OC+4716MROC+2475COC



Conjunto de ducha de pared con ducha de mano, flexible para ducha, codo con soporte y salida de agua.
Wall mounted shower set with hand shower, shower hose, elbow with bracket and water outlet.



3782BT
99H308106
2876BT+3796+2471C



3782BTNM
99H308107
2876BTNM+3796NM+2475CNM



Conjunto de ducha de pared con ducha de mano, flexible para ducha, codo con soporte y salida de agua.
Wall mounted shower set with hand shower, shower hose, elbow with bracket and water outlet.



3981P
99H308105
3713P+3796+2471C



Conjunto de ducha de pared con ducha de mano, flexible para ducha, codo con soporte y salida de agua.
Wall mounted shower set with hand shower, shower hose, elbow with bracket and water outlet.



655402VM2
99H305276
351502+3544+1128C



Conjunto de ducha con ducha de mano, flexible para ducha, y soporte de pared.
Shower set with handshower, flexible connection and wall bracket.



655302VP2
99H305275
351502+3544+245002C



Conjunto de ducha con ducha de mano, flexible para ducha, y soporte de pared.
Shower set with handshower, flexible connection and wall bracket.



3049G
197043
1224+1126+1128C



Conjunto de ducha con ducha de mano, flexible para ducha, y soporte de pared.
Shower set with handshower, flexible connection and wall bracket.